

Rotex Matt

☒ Interior
 ☒ Exterior
 RM

Product Description

Rotex Matt is a texture finish high durable Emulsion. It has a special characteristic like hydrophobic anti fungal, easy cleaning and elegant performance.




Features & Benefits

- Durable
- Ant-fungal
- Finish : MATT
- Washability : MEDIUM


Colors

☐ 36 beautiful shades available as per Rotex Color Card











Packing



 Plastic Pails
 500ml 1L

Recommended Uses

| AREA | SURFACES | |
|---|--|--|
| <input checked="" type="checkbox"/> Interior <input checked="" type="checkbox"/> Exterior | <ul style="list-style-type: none"> ■ Interior & Exterior Plaster Surface ■ Asbestos, Gypsum Boards |  2 COATS 80 - 90 SQFT/LT |

Application Details & Surface Preparation

| | | | | |
|---|--|--|---|---|
| Tools  Brush & Roller | Mixing  Shake well before use | Coverage  80 - 90 sqft */s.coat | Thining & Ratio  Water <div> <div>20</div> <div>15</div> </div> 15-20% by Volume | Dry Timing  Surface Dry 20 Min |
| Cleaning  Clean surface loose paint, dust with emery Paper Wipe clean soft cloth | Environment  Temp : 10-40 Dgr. Humi : Below 70% | Surface  Newly plastered surfaces should be allowed to mature for a minimum period | Application  Apply 2-3 Coat Recoat intervals 4-5 Hrs | Safety  Non- flammable No added Lead Mercury / Chromium |

* Practical spreading rate will vary from the quoted Theoretical spreading rate due to factors such as method and condition of application as well as surface roughness.